

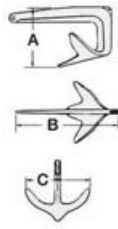


Swivelling twist joint

01.738.XX (page 20)
Made of mirror polished 316
stainless steel casting,
due to the shape,
the anchor will always rotate
into the bow roller in the
correct position.

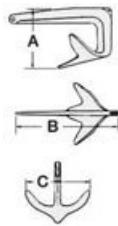
Anchor Trefoil®

Available in mirror polished
stainless steel or galvanised
steel, having the correct balance
the design allows for fast setting,
and strong and reliable
holding.

OSCULATI**Trefoil® anchor made of hot-galvanized cast steel**

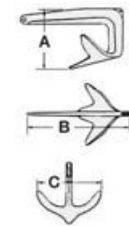
With progressive penetration system.

Code	kg	A mm	B mm	C mm
01.110.02	2	175	358	210
01.110.05	5	273	469	310
01.110.07	7,5	298	531	360
01.110.10	10	320	583	375
01.110.13	12,5	330	630	395
01.110.15	15	335	655	425
01.110.20	21	395	701	470
01.110.30	32	410	800	560
01.110.50	50	470	980	660
01.110.80	80	560	1100	720

OSCULATI**Trefoil® anchor made of mirror-polished AISI316 stainless steel****AISI 316**

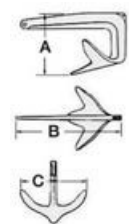
Hand-crafted investment cast steel. Perfect aesthetic and dimensional result.

Code	kg	A mm	B mm	C mm
01.109.25	2,5	170	357	235
01.109.05	5	240	470	320
01.109.07	7,5	270	540	360
01.109.10	11	310	590	385
01.109.15	15	335	645	450
01.109.20	20	355	660	475
01.109.30	30	410	815	560
01.109.50	50	495	1000	665

OSCULATI**Trefoil® stainless steel slide anchor with gripping plate**

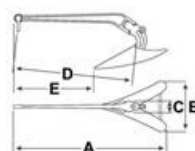
Slide anchor with lock for low bows (similar to rubber dinghies) and inverted bows.

Code	kg	A mm	B mm	C mm
01.117.10	10	320	570	385

OSCULATI**Trefoil® folding grapnel anchor made of hot-galvanized cast steel****PATENT**

The huge holding power of Trefoil® anchors combines with the convenience of folding grapnel anchors that are easily stowed onboard.

Code	kg	A mm	B mm	C mm
01.104.05	5	240	469	315
01.104.07	7,5	273	531	361

LEWMAR®**LEWMAR C.Q.R.® anchor**

Lifetime warranty against breaks and Lloyd's Test Certification as High Holding Power anchor.

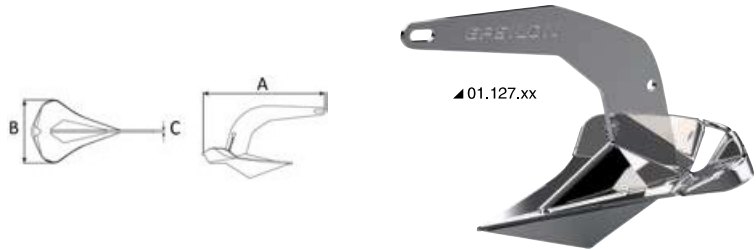
Metal frame	Forged	kg	Recommended chain mm	Recommended for hulls up to m	A mm	B mm	C mm	D mm	E mm
01.147.07	01.145.65	7	6	6	626	253	82	439	287
01.147.09	01.145.09	9	8	9	690	279	86	484	313
01.147.11	01.145.11	11	8	11,5	740	299	90	552	336
01.147.16	-	16	8	14	827	335	94	584	373
01.147.20	-	20	10	18	901	366	100	635	405
01.147.27	01.145.27	27	10	19	989	402	106	700	445
01.147.34	-	34	11	20	1071	435	112	754	481
-	01.145.64	66	12,5	22	1337	537	128	933	583

LEWMAR Epsilon anchor

SUPER-HIGH HOLDING POWER

Deriving its sturdiness and quality from the Delta anchor, the Epsilon anchor is Super-High Holding Power certified by Lloyd. Its concave fluke and ballasted keel ensure record holding and super-fast grip.

Stainless steel	kg	Recommended chain mm	Recommended for hulls up to m	A mm	B mm	C mm
01.127.06	6	6-7	10	483	271	8
01.127.10	10	8	13	573	332	10
01.127.16	16	8	15	670	376	12
01.127.20	20	10	17	720	406	12
01.127.25	25	10	18	778	438	16
01.127.32	32	10	21	839	474	16
01.127.40	40	10	23	907	512	20
01.127.50	50	12	25	974	550	20
01.127.63	63	12	27	1049	595	22



LEWMAR Delta® zinc-plated steel anchor

HIGH HOLDING POWER

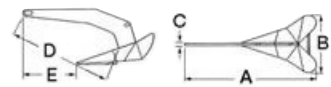
Its best features include:

- Exceptional holding power to grab into any seabed (including seaweed grounds).
- Quickness to re-grab the hold when the spinning boat tends to trip the anchor.
- Real ability to improve its hold when the wind increases.

Tests carried out under various conditions confirm that the Delta anchor has the best hold/weight rate. **Lifetime warranty against breaks** and Lloyd's Test Certification as **High Holding Power anchor**.

Code	kg	Recommended chain mm	Recommended for hulls up to m	A mm	B mm	C mm	D mm	E mm
01.108.04	4	6-7	7	514	228	8	387	210
01.108.06	6	6-7	9	595	263	10	450	241
01.108.10	10	8	11	695	308	12	526	283
01.108.16	16	8	13	812	360	12	614	334
01.108.20	20	10	15,5	877	389	16	663	361
01.108.25	25	10	17	945	417	16	713	384
01.108.32	32	10	18,5	1026	455	16	774	417
01.108.40	40	10	20	1099	489	20	835	446
01.108.50	50	12	23	1175	520	20	890	479
01.108.63	63	12	26,5	1278	568	22	673	518

LEWMAR®




LEWMAR Delta® DTX stainless steel anchor

New version of the renowned Delta Inox, DTX is 100% of **316 stainless steel**. With unchanged and patented geometry, still unmatched, it ensures high holding power to grab into any seabed and quickness to re-grab the hold under all conditions. Certified as Ordinary Holding Power, 3-year warranty.

Code	kg	Recommended chain mm	Recommended for hulls up to m	A mm	B mm	C mm	D mm	E mm
01.106.10	10	8	9,5	695	310	13	526	282
01.106.16	16	8	13	812	362	13	614	328
01.106.20	20	10	15,5	877	392	16	663	357
01.106.25	25	10	17	945	415	16	713	387
01.106.32	32	10	19	1023	453,5	20	775	425

LEWMAR®



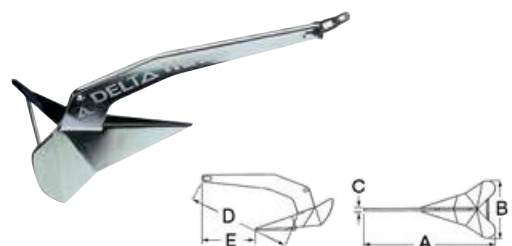
LEWMAR Delta® stainless steel anchor

HIGH HOLDING POWER

Ultra-resistant stainless steel version with the same high performance as the standard Delta. **Lifetime warranty against breaks** and Lloyd's Test Certification as **High Holding Power anchor**.

Code	kg	Recommended chain mm	Recommended for hulls up to m	A mm	B mm	C mm	D mm	E mm
01.107.10	10	8	11	695	308	12	526	283
01.107.16	16	8	13	812	360	12	614	334
01.107.20	20	10	15,5	877	389	16	663	361
01.107.25	25	10	17	945	417	16	713	384
01.107.40	40	10	20	1099	489	20	835	446
01.107.50	50	12	23	1175	520	20	890	479
01.107.63	63	12	26,5	1278	568	22	673	518

LEWMAR®





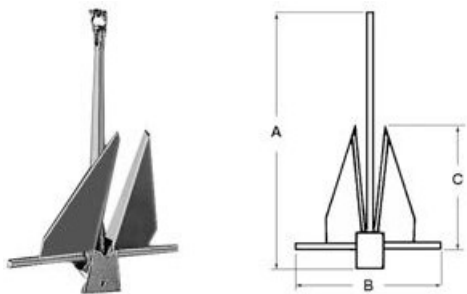
Folding grapnel anchors

- Hot galvanized cast steel version.

Counterweight bar fitted to the shank to improve anchor balance (Norwegian SAV system).

- Mirror-polished AISI 316 stainless steel version, ideal for dinghies.

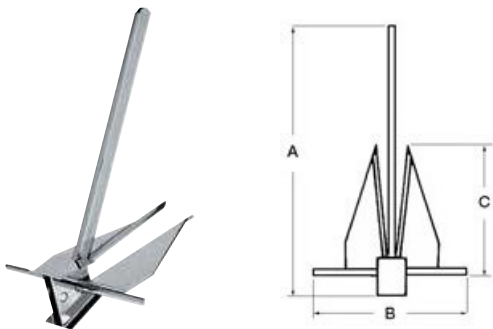
Hot-galvanized cast steel	Mirror-polished AISI 316 SS	kg	A mm	B mm	C mm
01.139.00	-	0,7	175	165	48
01.139.15	01.138.15	1,5	310	265	75
01.139.25	01.138.25	2,5	360	315	85
01.139.32	-	3,2	420	365	100
01.139.04	01.138.04	4	470	380	110
01.139.06	-	6	565	440	130
01.139.08	-	8	575	490	140
01.139.10	-	10	610	595	130
01.139.12	-	12	650	640	130



DANFORTH type galvanized anchor

Made of hot-galvanized steel. Very thick plate.

Code	kg	A mm	B mm	C mm
01.143.04	4	505	425	295
01.143.06	6	610	450	335
01.143.08	8	670	460	380
01.143.10	10	705	525	420
01.143.15	15	885	635	570
01.143.20	20	1001	670	585
01.143.30	30	1008	760	655




DANFORTH type AISI316 anchor

AISI 316

Mirror-polished AISI316 stainless steel anchors.
Ideal for muddy and sandy seabeds.

Code	kg	A mm	B mm	C mm
01.146.07	7	630	485	340
01.146.09	9	670	500	400
01.146.12	12	760	540	420
01.146.15	15	900	570	430
01.146.20	22	990	665	515
01.146.28	28	1080	695	550

LEWMAR®



LEWMAR LFX anchor

Made from high-grade anodised aluminium, the LFX anchor demonstrates exceptional anti-corrosion resistance and performs superbly under high loads while being extremely lightweight.

The anchor has the additional feature of being simple to disassemble and store in a locker.

Code	kg	Recommended chain mm	Recommended for hulls up to m	OPTIONAL storage bag	A mm	B mm	C mm
01.111.02	2	6	8	01.098.01	564	462	342
01.111.03	3,2	6-7	10	01.098.01	672	550	407
01.111.04	4,5	8	12	01.098.01	746	610	452
01.111.07	7	10	14	01.098.02	853	699	517
01.111.10	10	10	16	01.098.02	954	781	579

FORTRESS anchor, can be disassembled



Adjustable fluke angle to adapt to any seabed. Made of sturdy anodized aluminium-magnesium alloy. Ideal as sheet anchor. Cited as the best anchor currently available on the market, it came out top in five independent tests, one of which was carried out by the U.S. Navy.

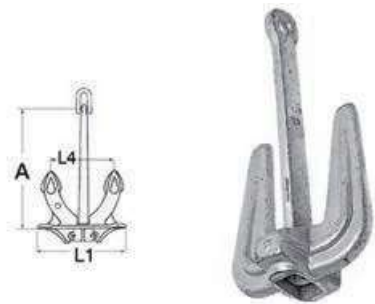
Code	kg	Replaces SS anchors kg	For hull size m	OPTIONAL canvas stowage bag	A mm	B mm	C mm
01.100.11	3.2	4/6	8/10	01.099.02	685	559	406
01.100.16	4.5	6/8	10/12	01.099.03	787	635	457
01.100.23	6.8	8/13	12/14	01.099.04	914	737	533
01.100.37	9.5	13/23	14/16	01.099.05	1016	813	610
01.100.55	14.4	23/29	16/18	01.099.06	1168	940	686
01.100.85	21.2	32/41	-	-	1300	1040	760



Hall traditional anchor

Sturdy hot-galvanized steel anchor for any seabed. Fitted with sharp-angle articulated arm.

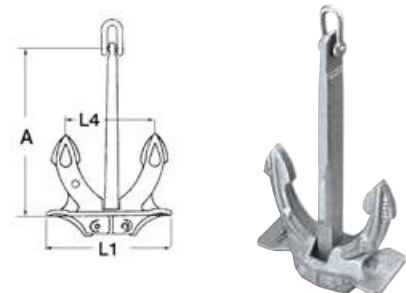
Code	kg	A mm	L1 mm	L4 mm
01.142.25	2.5	290	160	140
01.142.04	4	320	180	170
01.142.05	6	350	210	210
01.142.08	8	380	230	230
01.142.10	10	400	240	240



Hall anchor

Made of hot-galvanized cast iron.

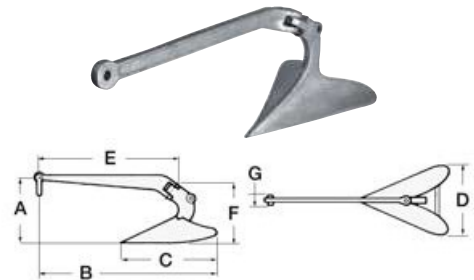
Code	kg	A mm	L1 mm	L4 mm
01.103.18	16	330	310	230
01.103.28	23	350	350	245
01.103.36	34	410	395	280
01.103.48	45	465	445	325
01.103.65	60	505	505	315



Plough anchor

Made of very thick high-strength hot-galvanized steel. Similar to CQR anchors, excellent performance on all seabeds.


Code	kg	A mm	B mm	C mm	D mm	E mm	F mm	G mm
01.144.07	7	260	640	340	230	540	220	55
01.144.09	9	330	780	410	280	600	280	65
01.144.12	12	320	800	430	280	650	280	65
01.144.16	16	380	950	500	320	760	310	75
01.144.22	22	400	1050	490	360	800	345	80
01.144.27	27	520	1090	520	380	830	380	85
01.144.35	35	580	1110	580	410	920	410	95



Admiralty anchor

Hot-galvanized steel anchor with foldable flukes for better stowage.

Code	kg	A mm	B mm	C mm	D mm	E mm	F mm
01.114.05	5	382	50	60	380	205	230
01.114.10	10	490	60	70	500	255	280
01.114.15	15	550	60	80	542	290	320
01.114.20	20	590	68	90	600	340	360
01.114.25	23.5	615	68	90	640	340	360
01.114.35	35	660	75	130	780	370	400



Chains, connectors and anchoring accessories

OSCOLATI**Hot-galvanized calibrated chain****OK FOR WINDLASS**

Suitable for windlasses. The tangles of chain are delivered in wooden boxes or convenient packages easy to handle and stock. Each single metre of chain has an OSC distinctive mark to ensure quality.



Length when stretched					Ø mm	kg/m	Working load kg	Breaking load kg	Standard	P mm	B mm
25 m	50 m	75 m	100 m	150 m							
01.373.06-025	01.373.06-050	01.373.06-075	01.373.06-100	-	6	0.800	400	1600	DIN766 / ISO	18,5	20
01.373.08-025	01.373.08-050	01.373.08-075	01.373.08-100	-	8	1.400	800	3200	DIN766 / ISO	24	26
01.373.10-025	01.373.10-050	01.373.10-075	01.373.10-100	01.373.10-150	10	2.350	1250	5000	ISO	30	35
-	01.373.11-050	-	01.373.11-100	-	10	2.300	1250	5000	DIN766	28	34
01.373.12-025	01.373.12-050	01.373.12-075	01.373.12-100	01.373.12-150	12	3.350	1800	6500	ISO	36	40
-	01.373.14-050	-	01.373.14-100	-	14	4.400	2500	10000	DIN766 / ISO	41	47

OSCOLATI**Hot-galvanized calibrated chain, Grade 70 high-resistance type****OK FOR WINDLASS**

Under the same mechanical resistance conditions, this chains enables the use of a lower section:

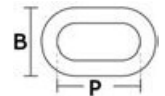
GRADE 70

a) 8-mm OSC-G7 instead of 10-mm standard;

b) 10-mm OSC-G7 instead of 12-mm standard.

This allows for a 40/60% saving in weight or, weight being equal, a 40 to 60% longer chain.

The tangles of chain are delivered in wooden boxes or convenient packages easy to handle and stock. Each single metre of chain has an OSC-G7 distinctive mark to ensure quality.



Length when stretched		Ø mm	kg/m	Working load kg	Breaking load kg	Standard	P mm	B mm
50 m	100 m							
01.370.08-050	01.370.08-100	8	1.400	1400	5600	DIN766 / ISO	24	26
01.370.10-050	01.370.10-100	10	2.300	2200	8800	ISO	30	35

OSCOLATI**AISI 316 stainless steel calibrated chain****OK FOR WINDLASS****AISI 316**

Suitable for windlasses. The tangles of chain are delivered in wooden boxes or convenient packages easy to handle and stock. Each single metre of chain has an OSC distinctive mark to ensure quality.



Length when stretched					Ø mm	Kg/m	Working load kg	Breaking load kg	Standard	P mm	B mm
25 m	50 m	75 m	100 m	150 m							
01.375.06-025	01.375.06-050	01.375.06-075	01.375.06-100	-	6	0.800	400	1600	DIN766 / ISO	18,5	20
01.375.08-025	01.375.08-050	01.375.08-075	01.375.08-100	-	8	1.400	800	3200	DIN766 / ISO	24	26
01.375.10-025	01.375.10-050	01.375.10-075	01.375.10-100	01.375.10-150	10	2.350	1250	5000	ISO	30	35
-	01.375.12-050	01.375.12-075	01.375.12-100	01.375.12-150	12	3.200	1800	7240	ISO	36	40

Hot-galvanized Genovese chain

Elongated link version. Ideal for fixed and dock mooring (no winch).

Length when stretched		Ø mm	kg/m	Working load kg	Breaking load kg
50 m	100 m				
01.372.06-050	01.372.06-100	6	0.73	340	1360
01.372.07-050	01.372.07-100	7	1.1	460	1840
01.372.08-050	01.372.08-100	8	1.33	600	2400
01.372.10-050	01.372.10-100	10	2.075	940	3760
01.372.12-050	01.372.12-100	12	3	1360	5440



AISI 316 stainless steel Genovese chain

AISI 316 Elongated link version. Ideal for fixed and dock mooring (no winch).

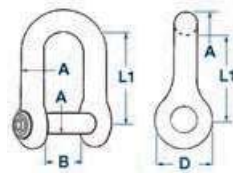
Length when stretched 50 m		Ø mm	kg/m	Working load kg	Breaking load kg
01.374.03-050	3				
01.374.04-050	4	0.3	200	800	
01.374.05-050	5	0.5	310	1250	
01.374.06-050	6	0.73	450	1800	
01.374.08-050	8	1.3	800	3200	
01.374.10-050	10	2.05	1250	5000	



Shackle with Allen-head recessed pin

AISI 316 Made of **AISI 316 stainless steel**, it enables the anchor to fit into the bow rollers without getting tangled.

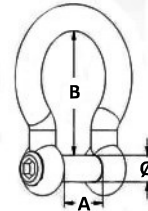
Code	A mm	B mm	D mm	L1 mm	ORDER BY BOX
01.080.05	5	10	10	20	10
01.080.06	6	12	12	24	10
01.080.08	8	16	16	32	10
01.080.10	10	20	20	40	5
01.080.12	12	24	24	48	-
01.080.14	14	28	28	63	-
01.080.16	16	32	32	64	-



Bow shackle with Allen-head recessed pin

AISI 316 Made of **AISI 316 stainless steel**, it enables the anchor to fit into rollers without getting tangled.

Code	Ø mm	A mm	B mm
01.081.06	6	12	27
01.081.08	8	16	37
01.081.10	10	20	46
01.081.12	12	25	55
01.081.14	14	28	60



Anchor Rode Set: line, chain, connector and anchor

The easy solution for anchor lines to suit a wide range of installations and requirements. Each set is delivered "ready to go" in a dedicated package. The spliced mooring line is fitted with a chain link suitable to the chain.

Code	Anchor type	Anchor kg	Chain Ø mm	Chain length m	Chain link	Line length	Line Ø mm	Anchor-chain connector mm	Anchor-chainconnector	Hulls with winch	Recommended for hulls up to (approx.) m
01.700.01	Grapnel	4	6	5	Genovese	35	10	8	Galvanized shackle	No	4-6
01.700.02	Grapnel	6	6	10	Genovese	35	10	8	Galvanized shackle	No	5-7
01.700.03	Grapnel	8	7	10	Genovese	35	12	10	Galvanized shackle	No	6-8
01.710.01	Hall	4.2	6	5	Genovese	35	10	8	Galvanized shackle	No	4-6
01.710.02	Hall	6.2	6	10	Genovese	35	10	8	Galvanized shackle	No	5-7
01.710.03	Hall	8.8	7	10	Genovese	35	12	10	Galvanized shackle	No	6-8
01.800.01	Trefoil	7.5	6	25	Sized	35	12	8	Swivelling joint	Yes	5-7
01.800.02	Trefoil	10	6	25	Sized	35	12	8	Swivelling joint	Yes	6-8
01.800.03	Trefoil	13	8	25	Sized	35	14	8	Swivelling joint	Yes	7-10



OSCOLATI



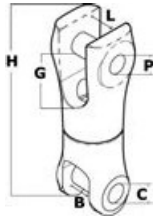
Anchor connector without protrusions

AISI 316

Anchor connector made of **AISI 316 stainless steel without protrusions**. It lets the anchor chain slide smoothly through the bow roller and avoids entangling of the shackle.

Code	Chain Ø mm	B mm	L mm	G mm	P mm	H mm	C mm
01.220.01	6/8	10	16	22	9	90	7
01.220.02	9/10	13	19	29	11	115	11

OSCOLATI



Anchor swivelling connector

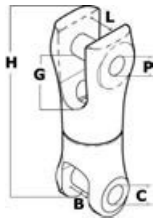
AISI 316

Made of **precision-cast AISI 316 stainless steel without protrusions**, used to connect the chain to the anchor. It lets the anchor chain slide smoothly through the bow roller and avoids entangling of the shackle.
New reinforced model with additional finish, exclusively made by Osculati.

Code	Chain Ø mm	B mm	L mm	G mm	P mm	H mm	C mm
01.740.08	6/8	10	16	21	9	95	7
01.740.09*	6/8	10	17	20	10	90	7
01.740.10	9/10	13	21	28	11	120	11

* Suitable for 20-kg Trefoil® anchors

OSCOLATI



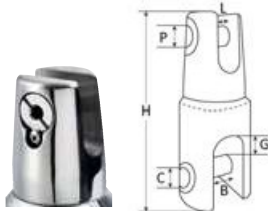
Anchor maxi swivelling connector

AISI 316

Made of **mirror polished AISI 316 stainless steel**. Used to connect the chain to the anchor, **maxi** version for 12/14 mm chains.

Code	Chain Ø mm	B mm	L mm	G mm	P mm	H mm	C mm
01.740.12	12/14	19	29	30	23	140	14

Douglas Marine



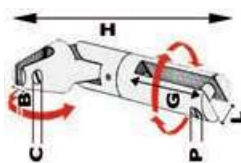
Mega swivelling anchor connector made from CNC-machined bar

AISI 316

Made of **polished AISI316 stainless steel**.

Code	For anchors kg	Chain Ø mm	B mm	L mm	G mm	P mm	H mm	C mm
01.740.16	50/80	14/16	35	20	36	18	176	20
01.740.17	up to 100	up to 18	38	20	36	18	176	24

OSCOLATI



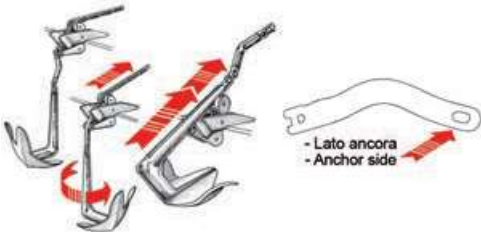
Anchor double-joint swivelling connector

AISI 316

Made of **AISI 316 stainless steel without protrusions**. This double-joint swivelling connection is the evolution of the single-joint 01.740.08/10 model.

Code	Chain Ø mm	Total length mm	B mm	L mm	G mm	P mm	H mm	C mm
01.742.08	6/8	117	9	16	21	10	95	8
01.742.10	9/10	155	13	19	28	13	120	10

OSCOLATI



Twist anchor swivelling connector

AISI 316

PATENT

Made of **mirror-polished AISI316 stainless steel**.

With the latest asymmetric anchors (Bruce, Delta, Trefoil® etc.), when the anchor is raised, it most probably turns the wrong side.

The Twist swivelling connector turns the anchor correctly and it reeves into the roller or hawsehole. A shackle connects the fixed eye to the anchor.

Code	Chain Ø mm	Connecting shackle	A mm	B mm	C mm
01.738.01	6/8	01.080.10	220	60	28
01.738.02	10/12	01.080.10/12/14	320	83	38



Trimmer anchor swivelling connector

AISI 316

Polished AISI 316 stainless steel. Fitted with a double joint to avoid the lever boom effect with held-on anchor. Anti-oscillation connection to the anchor during lifting when approaching the roller/bow. Safety screws. Side load 3 times as powerful as traditional connectors.

Code	Chain Ø mm	A mm	B mm	C mm
01.739.01	6/8	200	15	7/17
01.739.02	10/12	230	22	20/30
01.739.03	12	235	27	30/50

Douglas Marine

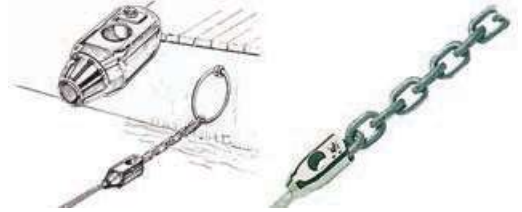


Rope/chain connector

AISI 316

Designed to connect the anchor chain into the respective line, without knots; it is also suitable for stern mooring. Made of **mirror-polished AISI 316 stainless steel**.

Code	Chain Ø mm	For ropes Ø mm
01.230.01	6	10
01.230.02	8	12



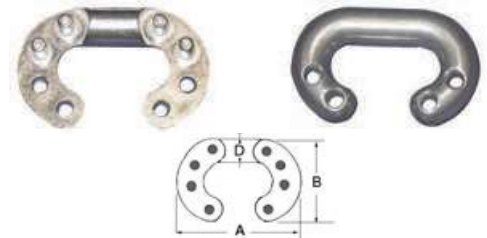
Chain link for calibrated chain

AISI 316

Made of **AISI316 stainless steel**. Highly resistant due to its structural design that includes 8 locking pins capable of reaching working and breaking loads equal to or higher than those of the chains. Measures in mm (while the other connecting links available on the market are in inches) that fit precisely into windlass calibrated chains, **they slide smoothly onto the gypsy preventing dangerous jamming**.

Code	Ø D mm	A mm	B mm
01.672.06	6	31,5	20,5
01.672.08	8	40,5	26,5
01.672.10	10	50,5	35,5
01.672.12	12	61	40,5

OSCOLATI



Chain link

Made of stainless steel, for calibrated chain

Stainless steel	Chain Ø D mm	A1 mm	A mm	L mm	L1 mm
01.671.06	6	11	23	33	21
01.671.08	8	12,5	29	40	24
01.671.10	10	15	34,5	48	29
01.671.12	12	19	42	62	38



Galvanized steel swivel made for anchor chains and buoys

Double eye, ideal for mooring lines

Code	A mm	L mm	L1 mm	B mm	B1 mm
01.427.10	10	125	23,5	51	30,8
01.427.12	13	165	33	63	36
01.427.14	16	200	40,8	75,5	42,6
01.427.16	19	225	42,8	88,5	50



AISI316 stainless steel swivel

Double eye, ideal for mooring lines.

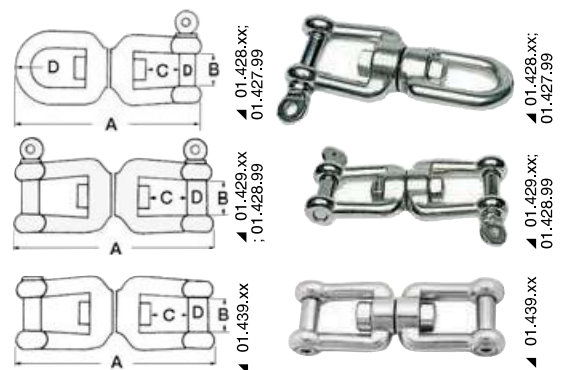
Code	A mm	L mm	L1 mm	B mm	B1 mm
01.018.04	4	50	13	19,5	11,5
01.018.05	5	60	13	23	13
01.018.06	6	65	15	26	15
01.018.08	8	90	22	35	20
01.018.10	10	115	27	44	24
01.018.13	13	148	33	59	33
01.018.16	16	188	42	75	39



Mirror-polished AISI 316 stainless steel swivel

Very sturdy, forged steel, ideal for mooring buoys, halyards, anchor chains, etc.

Shackle + shackle	Shackle + shackle (flush pin)	Eye + shackle	Eye + shackle (flush pin)	A mm	B mm	C mm	D mm
01.428.99	-	01.427.99	-	60	10	11	5
01.429.00	01.439.00	01.428.00	01.438.00	66	12	11	6
01.429.01	01.439.01	01.428.01	01.438.01	88	16	16	8
01.429.02	01.439.02	01.428.02	01.438.02	113	20	22	10
01.429.03	01.439.03	01.428.03	-	152	26	28	13
01.429.04	-	01.428.04	-	188	32	36	16



**Braid**

Made of **polyester**, as per regulations for anchors.

Code	Ø mm	Length m
01.106.00	8	30
01.106.01	10	30

**Line with chain**

Orange levilene line **as per regulation for anchors**.

Fitted with a 2-metre galvanized chain and a shackle for connection to the anchor.

Code	Ø mm	Length m
01.105.00	8	30

**Line for chain and rope windlass.**

Made with three-strand white rope and **stainless steel chain link**, the end part can be connected to the windlass chain.

Code	Ø mm	Length m	Gypsy Ø mm	Chain link Ø mm	For windlasses
02.636.01	10	35	6	6	Manual mooring, Lofrans: Project x1; Italwinch 02.407.01
02.636.02	12	35	6	6	Lewmar: Pro-series 1000, V-700, V1, V2 Lofrans: Project x1, Dorado 500W, Marlin; Lewmar CPX0; Italwinch Ray; Italwinch RayLux
02.834.00	14	35	8-10	8	Lewmar: Pro-series 1000, V1, V2, V3, V4 Lofrans: Project x1-x2-x3, Project 1000-1500, Dorado 700W, Clipper 700-1000; Italwinch Thunder, Italwinch ThunderLux
02.636.05	16	40	10	10	Lewmar: Pro-series 1000, V3, V4, V5 Lofrans: Project x2-x3, Project 1000-1500, Clipper 1000; Italwinch Thunder Lux Ø 16

**Anchor line made of polyester braid with lead core in the first 10 metres**

Terminal with thimble and hand-made splicing.
It comes in an elegant nylon bag with blue string.

Code	Ø mm	Length m	Lead core length m	Lead weight kg	Total weight kg
06.446.10	10	30	10	3	5
06.446.12	12	30	10	4	7,5
06.446.13	12	50	20	8	10



U Douglas Marine

**Chain Boy chain stowing system****PATENT**

It allows tidy chain stowage on all anchor chain lockers.

Minimum locker height when hauling in the anchor: 80 mm for 6/8-mm chain, 100 mm for 10/12-mm chain.

Code	Base Ø mm	Head Ø mm	Adjustable height
01.550,00	150	170	325 to 475 mm by means of the inserts included

**Chain Stopper Deluxe device made of stamped sheet + precision-cast parts.****AISI 316**

The chain stopper device prevents the anchor rode unwanted release while the boat is in use. It also prevents shock/abnormal loading of the windlass while the boat is at anchor. The Chain Stopper can be disengaged with a simple movement.

Code	For chain Ø mm	Base mm	Protrusion mm
01.119.34	6/8	60x50	47
01.119.35	10/12	80x70	63

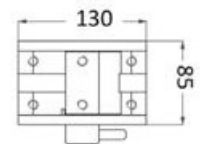
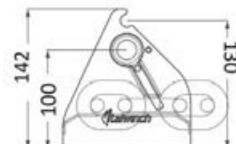
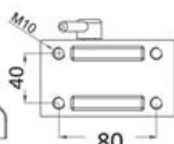
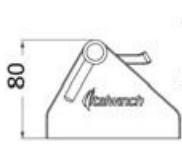


01.119.51

New**ITALWINCH steel chain stopper**

Chain stopper compatible with the most common chains (8- to 14-mm diameter and locking pin). Made of 100% AISI316 stainless steel.

Code	Base mm	For chain Ø mm
01.119.50	110x62	8mm ISO - 8 mm DIN 766 - 10mm ISO - 10mm DIN 766
01.119.51	130x85	12mm ISO - 13mm DIN766 - 13mm DIN 764, 14mm ISO - 12,5 C.T., 14 C.T.



Anchor gripper kit

It consists of eyebolt and Pad-Eye + high-resistance strap + snap-hook. Made with 100% rustproof tape, it doesn't scratch or bang against the deck. Reflective tape seams for high visibility at night. To be installed near the winch as safety gripper to prevent the anchor from falling during navigation.

Code	For chain Ø mm	Length cm	Anchorage point	Snap hook
01.747.06	6/8	20	39.181.05	09.247.70
01.747.10	10/12	25	39.873.01	09.247.10



▲01.747.06

▲01.747.10

Chain Rainbow marker

PATENT

METS NOMINATION 2003

Coloured plastic inserts for fitting into chain links. Sold in kits for marking 25 cm of calibrated chain.

Insert colours					For calibrated chain Ø mm	No of inserts
white	blue	yellow	red	green		
01.500.06BI	01.500.06BL	01.500.06GI	01.500.06RO	01.500.06VE	6	14
01.500.08BI	01.500.08BL	01.500.08GI	01.500.08RO	01.500.08VE	8	10
01.500.10BI	01.500.10BL	01.500.10GI	01.500.10RO	01.500.10VE	10	8
01.500.12BI	01.500.12BL	01.500.12GI	01.500.12RO	01.500.12VE	12	8

OSCULATI



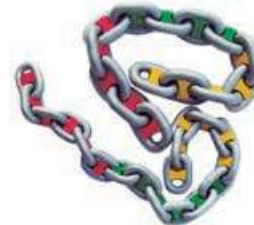
Chain Rainbow marker kit, assorted colours

PATENT

METS NOMINATION 2003

Package of assorted Chain Rainbow markers to mark a whole length of chain. The kit includes markers in 5 colours (white, blue, yellow, red and green).

Code	For calibrated chain Ø mm	No of inserts
01.501.06	6	70
01.501.08	8	50
01.501.10	10	40
01.501.12	12	40



Chain Rainbow



▲ 01.501.xx



▲ 01.500.xx



First set on soldered part *

▲ Rest on the first welded part



Mooring device and anchor chain gripper

AISI 316

Designed to be hooked to the chain link, it relieves tension from the chain, and therefore prevents abnormal loads on the windlass. Made of polished precision-cast AISI 316 stainless steel.

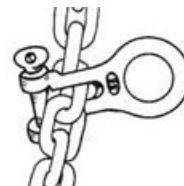
Code	For chain Ø mm
01.744.06	6/8
01.744.10	10/12



KONG Chain gripper stainless steel U-bolt

A special U-bolt used to connect the second anchor chain to each point of the main anchor chain. A traditional shackle is very often difficult to fit into the narrow links of a calibrated chain.

Code	For chain Ø mm
01.743.01	6/8
01.743.02	10/12




PAOMAR anchor retriever

Made of fiberglass reinforced polymer. It always retrieves the anchor and the line. Adjustable release load from 20 to 200 kg, long lasting in the marine environment.

Code	To be used with			
	anchors up to kg	hulls up to m	lines	chains
01.101.00	8	8	YES	YES



OSCULATI

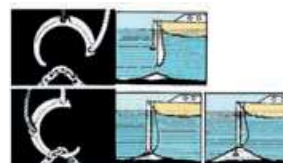


Anchor retriever

AISI 316

Made of AISI 316 stainless steel, it is used to retrieve anchors that are tangled in lines, sag of chains, chains or others.

Code	Ø mm
01.102.00	180

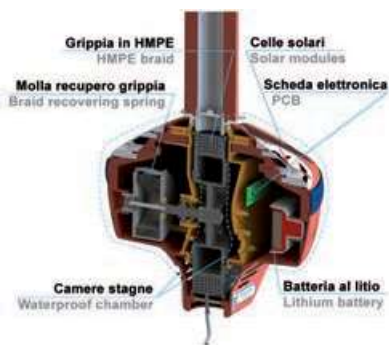




▲ 01.211.09



▲ Protection for anchor buoy



GRIPPY: compact and lightweight signalling buoy with self-winding ultra-resistant braid line and solar recharge automatic night light

Fitted with 2 fully watertight chambers housing electronic and mechanical parts, which prevents possible malfunctions due to the marine environment.

Extremely lightweight and compact, it has a 200-mm diameter and weighs as little as 1.2 to 1.5 kg. The ABR version is fitted with a pioneer technology that blocks the line sliding when GRIPPY exceeds 90° inclination while retrieving the anchor so that the signalling buoy can be recovered from its line without using the boat hook.

The end of the GRIPPY line has to be connected to the anchor crown, and it will automatically unwind when deploying the anchor.

The line self-adjustment lets GRIPPY float on the anchor perpendicular consequently signalling its position. At night, GRIPPY automatically activates its solar-powered night lights (LIGHT, HEAVY and ABR versions).

In case of tangled anchor, it can be tripped by retrieving the buoy rope, whose breaking load exceeds 500 kg in the BASIC and LIGHT versions and 1200 kg in the HEAVY and ABR versions.

When retrieving the anchor, GRIPPY will automatically wind its line and will position under the boat bow. It comes with a convenient stanchion support (LIGHT, HEAVY and ABR versions) and a pull-out visual signaller.

Code	Model	Anchor buoy length m	Anchor buoy breaking load kg	SS buoy protection cable	Description	Handrail support	Ø mm	kg
01.211.05	Grippy Basic	15	500	Yes, 500 kg	With visual signaller	Yes	200	1.2
01.211.02	Grippy Light	25	500	Yes, 500 kg	With visual signaller + night automatic lights	Yes	200	1.3
01.211.03	Grippy Heavy	20	1200	Yes, 1200 kg	With visual signaller + night automatic lights	Yes	200	1.4
01.211.04	Grippy ABR	20	1200	Yes, 1200 kg	With visual signaller + night automatic lights	Yes	200	1.5

▲ 01.211.09 10-m extension (1200-kg breaking load).

GRIPPY Tracker: the signalling buoy with integrated GPS that monitors the anchor wind drift. No false alarm, extremely accurate, fitted with wireless handheld control



GRIPPY Tracker constantly supplies data on GPS position, high and low tide, anchor drift, attempted theft, tampering and impacts on the anchor buoy, sending alarms and warnings to the handheld control (via SMS for the portable version).

GRIPPY Tracker combines a powerful GPS receiver and mechanics able to self-adjust on the anchoring point.

A micro-processor system detects high and low tide, the anchor drift caused by currents and high wind, and counteracts any possible false alarm.

A very simple and user-friendly handheld control monitors the anchor at all time and if it drifts exceeding a preset range, the control immediately warns of the possible danger.

The portable version of the Tracker handheld control has a rechargeable battery featuring over 100 hours of lifetime as well as a pre-installed SIM (no expiry, no subscription) that sends notifications to your smartphone. ABR system, 1,200-kg breaking load of the anchor buoy, stainless steel buoy protection, night light, guardrail support and solar recharge.

Code	Model	Anchor buoy length m	Anchor buoy breaking load kg	SS buoy protection cable	Handrail support	Night light	ABR system	Ghost function	Alert notification by SMS	Rechargeable battery
01.221.01	Tracker (console)	20	1200	Yes, 1200 kg	Yes	Yes, solar charge	Yes	Optional	No	No
01.221.02	Tracker (portable)	20	1200	Yes, 1200 kg	Yes	Yes, solar charge	Yes	Optional	Yes	Yes, 12/24V, USB Type-C



▲ Buoy protection



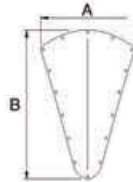
▲ Handrail support

Stainless steel rollers

New DOUGLAS MARINE AISI316 stainless steel bow shield

Mirror-polished AISI316 stainless steel bow shield, bored and countersunk. Supplied already bent, it adapts to the different bow shapes when installed. With oversized thickness, it resists even the most violent impacts.

Code	Thickness	mm	kg
01.290.01	2	340x520	1,78
01.290.03	2	680x450	3



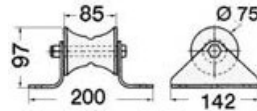
U Douglas Marine



Bow roller for dolphin strikers

Made of stainless steel for mounting under the dolphin striker.

Code	Sheave material	Recess fit width mm	Spare sheave
01.119.92	Hard rubber	85	01.219.94



Bow roller, compact version

Made of satin-finish stainless steel with nylon sheave.

Code	Length mm	Width mm	Height mm	Spare sheave
01.118.82	155	51	72	01.218.82



Bow fairlead

Very sturdy and practical, made of AISI316 stainless steel, nylon sheave suitable for ropes up to 14 mm and for chains up to 6/8 mm. Product by Osculati.

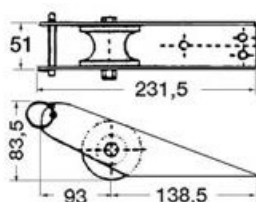
Code	Length mm	Base mm
01.349.00	130	90x90



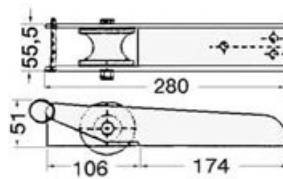
Bow roller with safety pin

Made of satin-finish stainless steel. Hard rubber sheave.

Code	Length mm	Width with safety pin mm	Spare sheave	Anchor max weight kg	Max Ø	
					line mm	chain mm
01.118.83	280	55	01.218.82	15	24	10
01.118.91	231,5	51	01.218.82	15	24	10



▲ 01.118.91



▲ 01.118.83

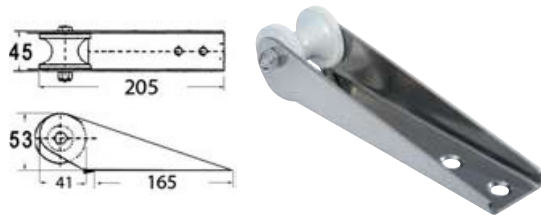
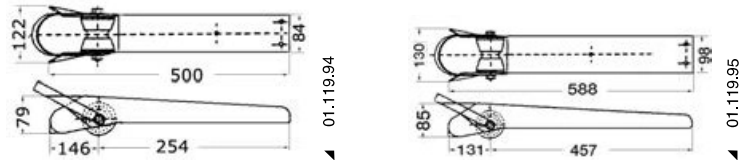




Bow roller with fairlead

Made of **satin-finish stainless steel**, suitable for mounting over or under the dolphin striker.

Code	Length mm	Width mm	Spare sheave
01.118.86	393	52	01.218.82
01.119.94	500	84	01.219.94
01.119.95	588	98	01.219.95



Bow rollers for small vessels

AISI 316 Mirror-polished stainless steel with thermopolymer sheave.

Code	Length mm	Width mm	Height mm	Spare sheave
01.118.80	205	45	53	01.346.51

OSCULATI



▲ 01.484.12/14

▲ 01.484.13

Bow roller for anchor retrieval

Stainless steel, Chromelux® finish, fitted with **nylon** sheave and upper safety pin.

Code	Length mm	Width mm	Height mm	Versione	Spare sheave
01.484.12	210	57	70	Standard	01.346.50
01.484.13	210	57	70	With anchor locker	01.346.50
01.484.14	170	57	70	Short	01.346.50

OSCULATI



Cast AISI316 stainless steel bow roller, compact version

AISI 316 Mirror-polished precision-cast AISI 316 stainless steel bow roller with **nylon** sheave.

Code	Length mm	Width mm	Height mm	Base mm	Spare sheave
01.484.09	155	62	75	90x62	01.346.50

OSCULATI



AISI316 cast bow roller

AISI 316 Mirror-polished precision-cast AISI316 stainless steel, white **nylon** sheave. Universal for lines or chains up to approximately 10 kg.

Code	Length mm	Width mm	Height mm	Base mm	Spare sheave
01.484.10	221	82	80	132x82	01.346.30



Roller

Made of **polished stainless steel**. **Nylon** sheaves.

Code	A mm	B mm	C mm	Plate thickness mm	Suitable for anchors max kg
01.332.01	200	54	80	2	7,5
01.332.02	270	54	80	2	10

Classic heavy hinged roller

Made of **polished stainless steel**. Nylon sheaves.
Universal for DELTA / BRUCE / TREFOIL / CQR / SOC.

Code	A mm	B mm	C mm	Plate thickness mm	Suitable for anchors max kg
01.333.01	330	70	117	4	10
01.333.02	400	70	117	4	15
01.333.03	495	90	150	5	20
01.333.04	595	90	150	5	30
01.333.05	695	90	150	5	30

OSCOLATI

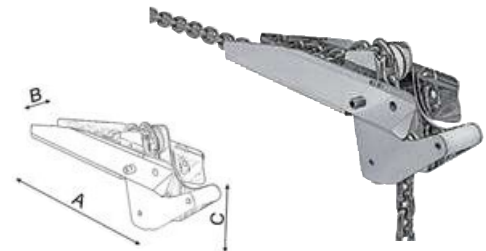


Compact lightweight hinged roller

Made of **polished stainless steel**. Nylon sheaves.
Universal for DELTA / BRUCE / TREFOIL / CQR / SOC.

Code	A mm	B mm	C mm	Plate thickness mm	Suitable for anchors max kg
01.333.10	300	80	80	3	10
01.333.11	400	80	80	3	15

OSCOLATI

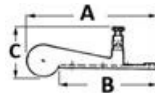


Bow roller with anchor locker

AISI 316 Made of **mirror-polished precision-cast AISI 316 stainless steel**.
Fitted with lock for anchor models Danforth, Bruce, Trefoil®, CQR, etc.
Unbreakable **stainless steel** sheave.

Code	A mm	B mm	C mm	Width mm	Version
01.350.01	205	105	155	75	Short
01.350.02	340	240	160	75	Standard

OSCOLATI



Hinged bow roller with safety pin

AISI 316 Made of **stainless steel**, suitable for all anchors up to 14 kg.
Nylon sheave.

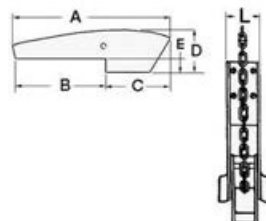
Code	Length A mm	Width C mm	Height L mm	Spare sheave	
				large	small
01.419.00	320	90	70	01.519.01	01.519.02



Hinged bow roller with fairlead up to 20 kg

Made of 4-mm thick **polished stainless steel** plate, fitted with chain guide, suitable for any type of anchor from 10 to 20 kg. **Stainless steel** sheave.

Code	A mm	B mm	C mm	D mm	E mm	L mm
01.337.00	416	230	186	114	47	81



OSCOLATI

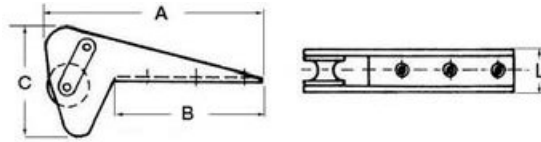


Self-locking roller

AISI 316

Suitable for Bruce and Trefoil® anchors, made of **mirror-polished precision-cast AISI 316 stainless steel**. Unbreakable **stainless steel** sheave, fitted with U-shape anchor stopper.

Code	A mm	B mm	C mm	L mm	For anchors up to max kg	For calibrated chains Ø mm
01.341.99	380	261	196	67	10	6/8
01.341.96	480	300	240	75	15	8/10
01.341.98	590	340	235	78	20	10/12
01.341.97	590	340	240	82	30	10/12




Shimming chock

AISI 316

Designed to ease anchor pay-out if the bow section does not allow for the correct angle of the anchor into the roller.

Code	L1 mm	For rollers
01.341.90	45	01.341.99
01.341.91	57	01.341.96/97/98



Special roller for Bruce and Trefoil® anchors

Made of **polished stainless steel** plate, this bow roller makes the most of the Bruce and Trefoil® anchor design to provide a **self-locking** feature. **Nylon** sheave.

Code	A mm	B mm	C mm	L mm	For
01.342.10	370	250	187	89	Bruce/Trefoil® up to 10 kg
01.342.20	542	375	250	88	Bruce/Trefoil® up to 20 kg

OSCOLATI




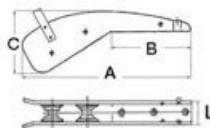
Roller with fairlead

AISI 316

Suitable for Delta, Bruce and Trefoil® anchors, made of **mirror-polished AISI stainless steel**, fitted with a double sheave. It does not include an anchor locker kit.

Code	For anchors kg	A mm	B mm	C mm	L mm	Recommended for
01.336.01	6/10	620	300	200	83	Delta 6/16 kg - Bruce/Trefoil® 7,5/15 kg
01.336.03*	16/25	670	340	170	85	Delta 16/25 kg - Bruce/Trefoil® 7,5/20 kg

 * 01.339.21 Anchor locker kit including rollers, anchor stopper and screw knob for 01.336.03



OSCOLATI



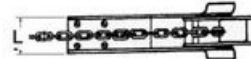
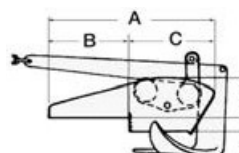
Bow roller with anchor locker kit

AISI 316

Mirror-polished cast AISI 316 stainless steel, wide overhang area to prevent anchors from touching the bow. **Stainless steel sheaves**, suitable for anchors QCR, Bruce, Danforth, Trefoil®, Delta etc.

Code	A mm	B mm	C mm	D mm	E mm	L mm	For anchor max kg	For chains Ø mm
01.339.10	410	160	250	62	25	85	12	6/8
01.339.20*	530	240	290	88	22	102	20	8/10

 * 01.339.21 Anchor lock kit including rollers, anchor stopper and screw knob for 01.339.20



Bow roller + Trefoil® anchor

With wave guard system.
High-level products for style and performance.



Bow roller + Trefoil® anchor with anti-water plate

AISI 316

SELF LAUNCHING

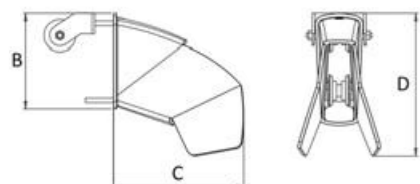
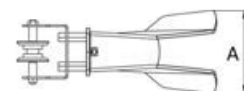
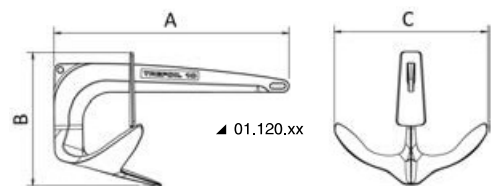
Bow roller fitted with an anchor having a coupling plate that closes perfectly the hole on the hull. This system makes the plate strike against the roller preventing water from leaking into the forepeak. The roller is designed to match the Trefoil anchor for a combination of high-level products in style and performance.

The system can be easily installed by 4 studs behind the roller and is fitted with two sheaves for smooth sliding of the chain.

Made from 100% mirror-polished AISI316 stainless steel.
It is recommended to install it on the chain by means of the Twist joint 01.738.01.
Windlass ideal pull angle at 5° / 20° from the roller horizontal axis.

Code	Description	kg	mm			
			A	B	C	D
01.120.07 New	Trefoil anchor 7,5 kg	7,5	535	230	352	-
01.120.10	Trefoil anchor 10 kg	10	588	331	383	-
01.120.20 New	Trefoil anchor 20 kg	20	702	370	468	-
01.121.07 New	Bow roller 7,5 kg	6,3	150	168	232	322
01.121.10	Bow roller 10 kg	9,3	117	203	279	305
01.121.20 New	Bow roller 20 kg	12,6	206	224	270	254

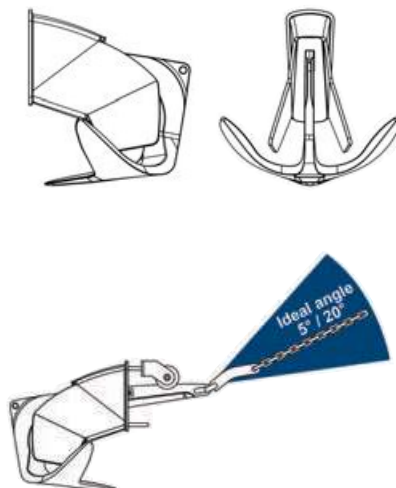
OSCOLATI



3D AVAILABLE



video



01.121.xx

Mr. Fantastic extendable roller

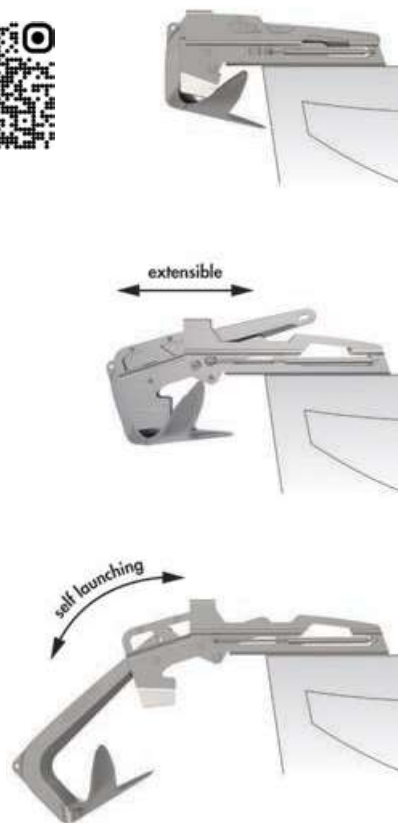
Ideal for vertical bow.
From 7,5 to 30 kg anchor.



OSCOLATI



▲ video



Mr. Fantastic extendable roller

EXTENDABLE

IDEAL FOR VERTICAL BOW

SELF LAUNCHING

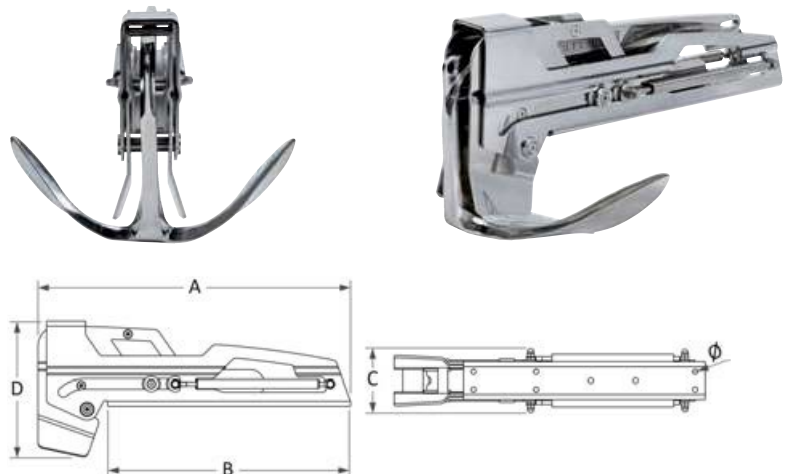
Made of mirror-polished stainless steel, ideal for Trefoil or similar anchors. Fitted with an innovative gas spring system that moves the anchor away from the bow before being launched.

At the same time, a tilting movement lets the anchor drop automatically while keeping it at a safety distance from the bow.

The roller has a **22-cm extension stroke** and is mainly suitable for vertical bows.

Its lightweight and sports shape is well-suited to the hull and its steel frame is designed to withstand high loads.

Code	For anchors kg	Extension mm	A mm	B mm	C mm	D mm	Ø mm	Platethickness mm
01.338.07	7,5 - 10	130	468	357	120	228	8,4	5
01.338.15	10 - 15	200	625	480	120	270	10,4	5
01.338.30	New 20 - 30	220	750	600	140	310	10,4	8



Universal anchor locker

Adjustable to roller 01.337.00 and others, made of **stainless steel**.

Code	Base mm	Height mm
01.337.10	68x55	92 + knob

Aluminium and brass rollers



Angled alloy fairlead

Made of **anodized aluminium**. Single roller bow fairlead. **Nylon** sheave.

Code	Length mm	Width mm	For lines up to mm	For hulls up to m
01.340.00	160	60	13	6,5



Alloy fairlead with round base plate

Made of **anodized aluminium** by Osculati. Excellent finish, **Nylon** sheave.

Code	Length mm	Base mm	For lines up to mm
01.341.00	140	90x73	13



Triple roller bow fairlead

Smooth-sliding interchangeable nylon sheaves. **Chromed brass** body.

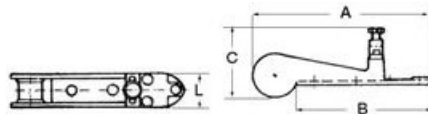
Code	For hulls	Length mm	Width mm	Height mm
01.345.00	6 to 10 m	107	100	73



Light alloy bow roller with anchor locker kit up to 10 kg

Made of **anodized aluminium**, fitted with locker. Suitable for anchors Danforth, Bruce, Trefoil® or CQR. Polished finish. **Nylon** sheaves.

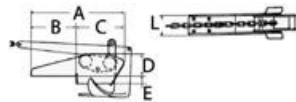
Code	A mm	B mm	C mm	L mm	For anchors up to max kg
01.347.10	340	242	160	75	10



Alloy hinged bow roller up to 12 kg

Made of **anodized polished aluminium**. Suitable for anchors Danforth, Bruce, Trefoil®, CQR and Delta. **Nylon** sheave.

Code	A mm	B mm	C mm	D mm	E mm	L mm	For anchors up to max kg
01.335.10	365	205	160	60	13	88	12



Alloy hinged bow roller up to 15 kg

Made of **anodized aluminium**, wide overhang to prevent the anchor from touching the bow. Suitable for anchors Danforth, CQR, Trefoil®, Bruce, Delta etc. **Nylon** sheave.

Code	A mm	B mm	C mm	D mm	E mm	L mm	For anchors up to max kg
01.336.10	410	160	250	62	25	95	15



Bruce and Trefoil® anchor roller

Made of **anodized polished aluminium**, it makes the most of the Bruce and Trefoil® anchors' shape to provide self-locking features. When the anchor is raised it is firmly fitted into the roller to avoid manual locking interventions. **Nylon** sheave.

Code	A mm	B mm	C mm	L mm	For anchors
01.343.10	380	261	196	67	Bruce, Trefoil® kg 5/7.5/10



Hawseholes



Oval hawsehole

AISI 316

Made of mirror-polished AISI 316 stainless steel.
Internal threaded bushing. Hidden screws from outside.

Code	Outside mm	Inside mm	Trimming ring	Hull thickness max mm
01.352.00	140x63	97x37	NO	17
01.352.01	140x63	97x37	NO	22
01.352.02	152x82	101x50	NO	29
01.352.03	238x136	194x89	NO	22
01.352.04	241x146	171x76	YES	54



Hawsehole for anchor line

Made of chromed brass, with line passing hole and lock wing nuts.

Code	Recess bore Ø mm	Outside Ø mm	Usable space Ø mm	Calibrated chain max passage mm
01.351.00	128	153,5	108	8



Anchor line hawsehole with lid

AISI 316

Made of mirror-polished AISI 316 stainless steel.

Code	Opening mm	Ring mm	Version
01.353.01	95x60	137x100	With hinge opening

OSCULATI



Roller hawsehole

AISI 316

Made of mirror-polished AISI 316 stainless steel, fitted with trimming ring.
The hull thickness can be cut at the required size.

Code	A mm	B mm	C mm	D mm	E mm	Cut mm	Hull thickness (to be cut) mm	Studs mm
01.353.00	340	160	270	91	105	280x100	125	8
01.353.06	248	148	180	82	60	190x92	80	6x8

Sheaves for rollers



Hard rubber spare sheave for rollers

Code	Ø mm	Width mm	Bore mm	For rollers
01.218.82	64	43	12	01.118.82; 01.118.83; 01.118.86; 01.118.91
01.219.94	71	74	16	01.119.94
01.219.95	78	88	16	01.119.92; 01.119.95



Spare nylon sheave for rollers

Universal spare parts for bow rollers.

Code	Ø mm	Width mm	Bore mm	For rollers
01.519.01	86	49	13	01.419.00 (big roller)
01.519.02	61	49	13	01.419.00 (small roller)
01.346.20	69	43	10,1	01.347.10; 01.335.10; 01.336.10; 01.339.10; 01.343.10 -
01.346.22	54	49	12,5	01.333.01; 01.333.02 -
01.346.30	88	53	12,5	01.484.10 -
01.346.40	40	33,5	8,3	01.340.00; 01.341.00; 01.349.00 -
01.346.50	52	50,5	8,3	01.484.12; 01.484.13; 01.484.14 -
01.346.51	41	40	8,3	01.118.80 -



Spare AISI316 stainless steel sheave for rollers


Code	Ø mm	Width mm	Bore mm	For rollers
01.346.60	88	60,5	14,2	01.336.01; 01.336.03
01.346.62	68	43,5	14,7	01.339.10
01.346.64	87	54	12,4	01.339.20; 01.341.96
01.346.66	67	43,5	12,8	01.341.99
01.346.68	67,5	43,5	10,3	01.350.01; 01.350.02
01.346.70	99	58,5	14,5	01.341.97; 01.341.98

UNIMER mooring compensators



UNIMER mooring compensator


Made of salt-resistant EPDM rubber.

Code	Length mm	For line Ø mm	
01.495.01	332	10/12	218
01.495.02	416	12/14	448
01.495.03	520	14/18	710
01.495.04	600	20/24	1365



UNIMER U-Cleat mooring compensator with line locking mechanism


Made of salt-resistant EPDM rubber.

Code	Length mm	For line Ø mm	
01.495.11	332	10/12	218
01.495.12	416	12/16	448
01.495.13	520	16/20	710



UNIMER Classic inline mooring compensators


Made of salt-resistant EPDM rubber.

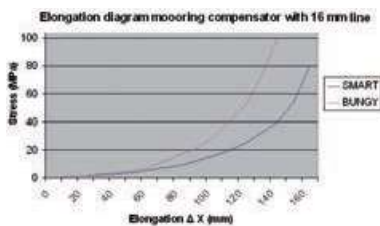
Code	Length mm	For line Ø mm	
01.496.01	156	10/12	75
01.496.02	210	12/16	194
01.496.03	260	14/18	335



UNIMER Snubber elastic mooring system

Made of polyurethane material that gives it long enduring elasticity in any weather. It is fitted directly on to the line, no matter what position. Add more Snubbers for increased compensation effect.

Code	For line Ø mm	 ORDER BY BOX
01.155.02	14/16	2
01.155.04	18/20	2




Mooring compensators and springs

AISI 316 stainless steel chain piece

AISI 316

To be used for fixing stern mooring lines to stern rings or bollards in harbours.

Code	Chain Ø mm	Piece length m	 ORDER BY BOX
01.474.06	6	1	2
01.474.08	8	1,25	2
01.474.10	10	1,5	2





Mooring spring

This mooring springs ensure a **non-yielding and long-lasting** compensation effect.
 - Version made of **high-strength galvanized steel**.
 - Version made of **high-strength polished stainless steel**.
 Safety chain to be installed.

Code	Version	Ø mm	Max length mm	Thread Ø mm	Max compression load	kg	For hulls up to m. (approx.)	Hull max weight kg (approx.)
01.189.06	Galvanized steel	53	270	5,5	140	0,6	5	1000
01.189.09	Galvanized steel	66	320	6,5	200	0,9	7	2000
01.189.12	Galvanized steel	74	350	8	250	1,6	9	3500
01.189.17	Galvanized steel	90	380	9,5	350	2,7	11	7000
01.189.19	Galvanized steel	93	400	12	630	2,9	13	10000
01.199.06	Polished S.S.	50	270	5	95	0,4	5	1000
01.199.08	Polished S.S.	62	320	6	140	0,6	7	2000
01.199.11	Polished S.S.	69	320	7	200	0,9	9	3500
01.199.14	Polished S.S.	81	415	9	250	1,7	11	7000
01.199.16	Polished S.S.	89	390	10	450	2,3	13	10000

Polished stainless steel mooring spring

High-resistant low-noise model fitted with friction inserts and **stainless steel** tension rods and bolts.
 Safety chain to be installed.



Code	Outside Ø mm	Length mm	Wire Ø mm	For boats up to m (approx.)
01.202.06	57	300	5	7
01.202.08	59	300	6	7
01.202.11	73	400	7	9
01.202.14	87	470	9	11
01.202.16	91	470	11	13/14

Variable pitch polished steel mooring spring

This technology means that the load is increased **progressively** as the spring is pulled.
 The coils that are close together start working first, then the coils that are further apart begin to work as the load increases. This helps to prevent the spring violently 'bottoming out' and becoming damaged under the sudden shock loading when this occurs.
 Safety chain to be installed.



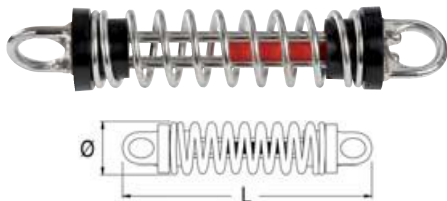
Code	Ø mm	Length mm	Lock load	kg	For hulls up to m (approx.)	For hulls max kg (approx.)
01.201.02	60	250	180	0,8	10-12	7000-10000
01.201.03	70	300	350	1,6	13-14	12000-15000

DOUGLAS MARINE Master Moorings devices

U Douglas Marine

Thanks to the use of components (High resistance stainless and special elastomers), this product resists temperatures ranging from -40°C to +120°C and can endure more than 400,000 compressions (max compress). Weight and overall dimensions are reduced by up to 25% compared to equivalent products on the market. The Master Mooring devices deliver a gradual shock absorbing action due to the differentiated hardness of the elastomer materials. Wear-and-tear resistant compression stoppers included.

U Douglas Marine



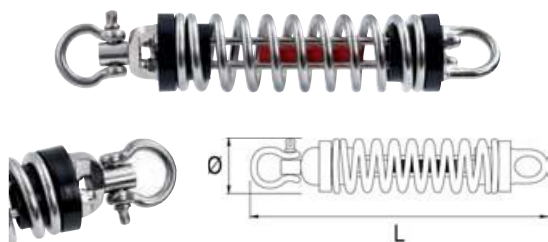
DOUGLAS MARINE Silenced Springs mooring device

PATENT

Made of specific HR stainless steel, they are equipped with anti-tension end-of-stroke and the particular heads allow a perfect axially during traction.

Code	For boats up to m	Ø mm	Length mm	Flush Ø mm	Absorbing force kg	Break load kg
01.198.06	6	70	310	5	60	1370
01.198.08	8	70	350	6	100	1830
01.198.11	11	75	380	8	120	2500
01.198.14	14	90	480	9	190	3800
01.198.16	16	90	480	12	400	6200

U Douglas Marine




DOUGLAS MARINE Cardan mooring device

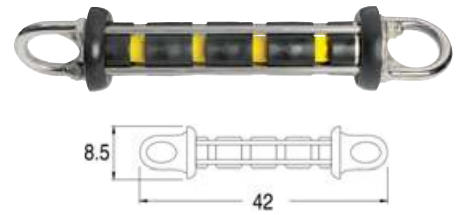
The mooring spring is fitted with **cardan rotation device on articulated-head stainless steel ball bearings** to **prevent lines and chains from twisting** and to ensure perfect axially and parallelism of the spring operation.

Code	For boats up to m	Ø mm	Length mm	Wire Ø mm	Elastic capability kg	Breaking load kg
01.203.11	11	75	380	8	120	2500
01.203.14	14	90	480	9	190	3800
01.203.16	16	90	480	12	400	6200

DOUGLAS MARINE Master Mooring Junior device


PATENT Mooring compensators for 7- to 20-ton vessels.

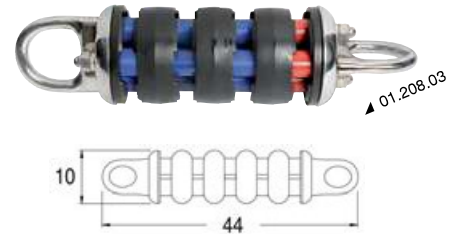
Code	For boats tons	 kg	Breaking load kg	Stroke mm	Elasticity kg
01.207.01	7-9	2,2	15.000	120	160
01.207.02	9-13	2,3	15.000	120	250
01.207.03	13-17	2	15.000	120	450
01.207.04	17-20	2,4	20.000	120	750



DOUGLAS MARINE Master Mooring 20


PATENT Mooring compensators for 20- to 45-ton vessels.

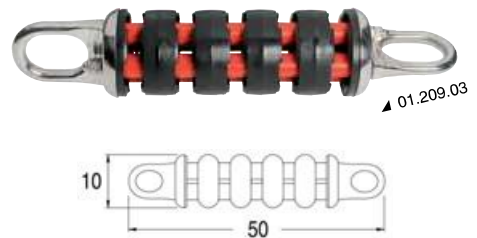
Code	For boats tons	 kg	Breaking load kg	Stroke mm	Elasticity kg
01.208.01	20-25	3,4	27.000	90	1400
01.208.02	25-35	3,4	27.000	90	1600
01.208.03	35-45	3,4	27.000	90	2300



DOUGLAS MARINE Master Mooring 30 device


PATENT Mooring compensators for 45- to 90-ton vessels.


Code	For boats tons	 kg	Breaking load kg	Stroke mm	Elasticity kg
01.209.01	45-55	3,8	27.000	140	2400
01.209.02	55-70	3,8	27.000	140	2600
01.209.03	70-90	3,8	27.000	140	2800



DOUGLAS MARINE Master Mooring GIGA device 40


PATENT Mooring compensators for 90- to 150-ton vessels.

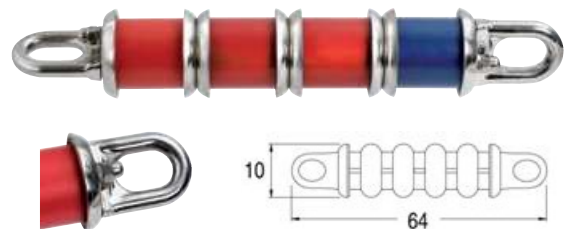
Code	For boats tons	 kg	Breaking load kg	Stroke mm	Elasticity kg
01.210.01	90-130/150	5,2	30.000	180	3500



DOUGLAS MARINE Master Mooring GIGA 45 mooring device



PATENT Mooring compensators for 150- to 350-ton vessels.

Code	For boats tons	 kg	Breaking load kg	Stroke mm	Resilience kg
01.210.02	150-350	7,8	35.000	165	4800



DOUGLAS MARINE mooring belt

PATENT It avoids the major inconvenients caused by the use of chains. Extremely resistant (breaking load exceeding the one of 14-mm diameter chain), lightweight and safe because it avoids damage to the gel-coat in case of impact and does not produce rust onboard.

Code	Length m	Colour	Breaking load kg
01.206.00	1,10	 Blue	11.800
01.206.01	1,70	 Blue	11.800

